




GASTRO OPREMA

Professional kitchen
appliances and equipment



PROFESSIONAL
KITCHEN

FREEDOM IN THE
KITCHEN



www.gastrooprema.rs

18000 Niš, R. Srbija
Bulevar Sv. cara
Konstantina 80-86
office@gastrooprema.rs

T+381 18 204 000

PRODUCT CATALOG

2024



GASTRO OPREMA

Cooking with pleasure

We've earned your trust by caring about your enjoyment of cooking freedom.
Fresh and delicious food prepared in our professional kitchen
devices and equipment become the most delicious specialties.

Your focus remains on the taste of the food and the satisfaction of the consumers
... with a special sense of freedom in the kitchen.



FREEDOM IN THE KITCHEN



**PROFESSIONAL
KITCHEN**

The Q King brand is the definition of a new concept and vision in food preparation. Q King sovereignly rules the kitchen and for professionals, it is a synonym for simplicity and elegance of cooking.

The professional line of Q King food preparation devices will win you over the first time you cook and will be your faithful companion in creating the magic of perfect bites.

It is a favorite among professionals because it is characterized by high technical performance, quality of production, great energy savings, and ease of handling and maintenance.

Q King

...

for the royal treatment of food!

FREEDOM IN THE KITCHEN



Freddo LINE

COOLING DEVICES

**FREEDOM
IN THE
KITCHEN**

Cold table 2V 600

Product code	401 138
Power	566 W
Power supply	230 V - 50 / 60 Hz
Outside dimensions (mm)	W 1500 x D 600 x H 850
Material	Inox
Number of boxes	2
Number of shelves	1 per box / 10 racking positions
Cooling range	+2 do +8°C / automatic defrosting
Cooling type	Dynamic



Cold table 3V 600

Product code	401 139
Power	566 W
Power supply	230 V - 50 / 60 Hz
Outside dimensions (mm)	W 2000 x D 600 x H 850
Material	Inox
Number of boxes	3
Number of shelves	1 per box / 10 racking positions
Cooling range	+2 do +8°C / automatic defrosting
Cooling type	Dynamic



Cold table 4V 600

Product code	401 141
Power	1026 W
Power supply	230 V - 50 / 60 Hz
Outside dimensions (mm)	W 2500 x D 600 x H 850
Material	Inox
Number of boxes	4
Number of shelves	1 per box / 10 racking positions
Cooling range	+2 do +8°C / automatic defrosting
Cooling type	Dynamic



Cold table 5V 600

Product code	401 935
Power	1026 W
Power supply	230 V - 50 / 60 Hz
Outside dimensions (mm)	W 2570 x D 600 x H 850
Material	Inox
Number of boxes	5
Number of shelves	1 per box / 10 racking positions
Cooling range	+2 do +8°C / automatic defrosting
Cooling type	Dynamic




Cold table 2V 600 STV

Product code	401 199
Power	666 W
Power supply	230 V - 50 / 60 Hz
Outside dimensions (mm)	W 1500 x D 600 x H 850
Material	Inox
Number of boxes	2
Number of shelves	1 per box / 10 racking positions
Cooling range	+2 do +8°C / automatic defrosting
Cooling type	Dynamic




Cold table 3V 600 STV

Product code	401 200
Power	666 W
Power supply	230 V - 50 / 60 Hz
Outside dimensions (mm)	W 2000 x D 600 x H 850
Material	Inox
Number of boxes	3
Number of shelves	1 per box / 10 racking positions
Cooling range	+2 do +8°C / automatic defrosting
Cooling type	Dynamic



Cold table 4V 600 STV

Product code	401 201
Power	1126 W
Power supply	230 V - 50 / 60 Hz
Outside dimensions (mm)	W 2500 x D 600 x H 850
Material	Inox
Number of boxes	4
Number of shelves	1 per box / 10 racking positions
Cooling range	+2 do +8°C / automatic defrosting
Cooling type	Dynamic



Cold table 5V 600 STV

Product code	401 202
Power	1126 W
Power supply	230 V - 50 / 60 Hz
Outside dimensions (mm)	W 2570 x D 600 x H 850
Material	Inox
Number of boxes	5
Number of shelves	1 per box / 10 racking positions
Cooling range	+2 do +8°C / automatic defrosting
Cooling type	Dynamic



Cold table 2V 600 S

Product code	401 197
Power	566 W
Power supply	230 V - 50 / 60 Hz
Outside dimensions (mm)	W 1500 x D 600 x H 850
Material	Inox
Number of boxes	2
Number of shelves	1 per box / 10 racking positions
Cooling range	+2 do +8°C / automatic defrosting
Cooling type	Dynamic



Cold table 3V 600 S

Product code	401 192
Power	566 W
Power supply	230 V - 50 / 60 Hz
Outside dimensions (mm)	W 2000 x D 600 x H 850
Material	Inox
Number of boxes	3
Number of shelves	1 per box / 10 racking positions
Cooling range	+2 do +8°C / automatic defrosting
Cooling type	Dynamic



Cold table 4V 600 S

Product code	401 198
Power	1026 W
Power supply	230 V - 50 / 60 Hz
Outside dimensions (mm)	W 2500 x D 600 x H 850
Material	Inox
Number of boxes	4
Number of shelves	1 per box / 10 racking positions
Cooling range	+2 do +8°C / automatic defrosting
Cooling type	Dynamic



Cold table 2V 700

Product code	401 137
Power	566 W
Power supply	230 V - 50 / 60 Hz
Outside dimensions (mm)	W 1500 x D 700 x H 850
Material	Inox
Number of boxes	2
Number of shelves	1 per box / 10 racking positions
Cooling range	+2 do +8°C / automatic defrosting
Cooling type	Dynamic



Cold table 3V 700

Product code	401 140
Power	566 W
Power supply	230 V - 50 / 60 Hz
Outside dimensions (mm)	W 2000 x D 700 x H 850
Material	Inox
Number of boxes	3
Number of shelves	1 per box / 10 racking positions
Cooling range	+2 do +8°C / automatic defrosting
Cooling type	Dynamic



Cold table 4V 700

Product code	401 142
Power	1026 W
Power supply	230 V - 50 / 60 Hz
Outside dimensions (mm)	W 2500 x D 700 x H 850
Material	Inox
Number of boxes	4
Number of shelves	1 per box / 10 racking positions
Cooling range	+2 do +8°C / automatic defrosting
Cooling type	Dynamic



Cold table 5V 700

Product code	400 936
Power	1026 W
Power supply	230 V - 50 / 60 Hz
Outside dimensions (mm)	W 2570 x D 700 x H 850
Material	Inox
Number of boxes	5
Number of shelves	1 per box / 10 racking positions
Cooling range	+2 do +8°C / automatic defrosting
Cooling type	Dynamic




Cold table 2V 700 STV

Product code	401 203
Power	666 W
Power supply	230 V - 50 / 60 Hz
Outside dimensions (mm)	W 1500 x D 700 x H 850
Material	Inox
Number of boxes	2
Number of shelves	1 per box / 10 racking positions
Cooling range	+2 do +8°C / automatic defrosting
Cooling type	Dynamic



Cold table 3V 700 STV

Product code	401 204
Power	666 W
Power supply	230 V - 50 / 60 Hz
Outside dimensions (mm)	W 2000 x D 700 x H 850
Material	Inox
Number of boxes	3
Number of shelves	1 per box / 10 racking positions
Cooling range	+2 do +8°C / automatic defrosting
Cooling type	Dynamic



Cold table 4V 700 STV

Product code	401 205
Power	1126 W
Power supply	230 V - 50 / 60 Hz
Outside dimensions (mm)	W 2500 x D 700 x H 850
Material	Inox
Number of boxes	4
Number of shelves	1 per box / 10 racking positions
Cooling range	+2 do +8°C / automatic defrosting
Cooling type	Dynamic



Cold table 5V 700 STV

Product code	401 206
Power	1126 W
Power supply	230 V - 50 / 60 Hz
Outside dimensions (mm)	W 2570 x D 700 x H 850
Material	Inox
Number of boxes	5
Number of shelves	1 per box / 10 racking positions
Cooling range	+2 do +8°C / automatic defrosting
Cooling type	Dynamic



Cold table 2V 700 H1150

Product code	401 208
Power	666 W
Power supply	230 V - 50 / 60 Hz
Outside dimensions (mm)	W 1500 x D 700 x H 1150
Material	Inox
Number of boxes	2
Number of shelves	3 per box / 16 racking positions
Cooling range	+2 do +8°C / automatic defrosting
Cooling type	Dynamic



Cold table 3V 700 H1150

Product code	401 207
Power	666 W
Power supply	230 V - 50 / 60 Hz
Outside dimensions (mm)	W 2000 x D 700 x H 1150
Material	Inox
Number of boxes	3
Number of shelves	3 per box / 16 racking positions
Cooling range	+2 do +8°C / automatic defrosting
Cooling type	Dynamic



Cold table 4V 700 H1150

Product code	401 162
Power	1126 W
Power supply	230 V - 50 / 60 Hz
Outside dimensions (mm)	W 2500 x D 700 x H 1150
Material	Inox
Number of boxes	4
Number of shelves	3 per box / 16 racking positions
Cooling range	+2 do +8°C / automatic defrosting
Cooling type	Dynamic



Cold table 5V 700 H1150

Product code	401 187
Power	1126 W
Power supply	230 V - 50 / 60 Hz
Outside dimensions (mm)	W 2570 x D 700 x H 1150
Material	Inox
Number of boxes	5
Number of shelves	3 per box / 16 racking positions
Cooling range	+2 do +8°C / automatic defrosting
Cooling type	Dynamic



Cold table 2V 700 H1150 Black

Product code	401 360
Power	666 W
Power supply	230 V - 50 / 60 Hz
Outside dimensions (mm)	W 1500 x D 700 x H 1150
Material	Inside - Inox, Outside - Black plasticization, Working area - Univer
Number of boxes	2
Number of shelves	3 per box / 16 racking positions
Cooling range	+2 do +8°C / automatic defrosting
Cooling type	Dynamic



Cold table 3V 700 H1150 Black

Product code	401 361
Power	666 W
Power supply	230 V - 50 / 60 Hz
Outside dimensions (mm)	W 2000 x D 700 x H 1150
Material	Inside - Inox, Outside - Black plasticization, Working area - Univer
Number of boxes	3
Number of shelves	3 per box / 16 racking positions
Cooling range	+2 do +8°C / automatic defrosting
Cooling type	Dynamic



Cold table 4V 700 H1150 Black

Product code	401 362
Power	1126 W
Power supply	230 V - 50 / 60 Hz
Outside dimensions (mm)	W 2500 x D 700 x H 1150
Material	Inside - Inox, Outside - Black plasticization, Working area - Univer
Number of boxes	4
Number of shelves	3 per box / 16 racking positions
Cooling range	+2 do +8°C / automatic defrosting
Cooling type	Dynamic



Cold table 5V 700 H1150 Black

Product code	401 363
Power	1126 W
Power supply	230 V - 50 / 60 Hz
Outside dimensions (mm)	W 2570 x D 700 x H 1150
Material	Inside - Inox, Outside - Black plasticization, Working area - Univer
Number of boxes	5
Number of shelves	3 per box / 16 racking positions
Cooling range	+2 do +8°C / automatic defrosting
Cooling type	Dynamic



Cold table 2V 700 S

Product code	401 182
Power	566 W
Power supply	230 V - 50 / 60 Hz
Outside dimensions (mm)	W 1500 x D 700 x H 850
Material	Inox
Number of boxes	2
Number of shelves	1 per box / 10 racking positions
Cooling range	+2 do +8°C / automatic defrosting
Cooling type	Dynamic



Cold table 3V 700 S

Product code	401 184
Power	566 W
Power supply	230 V - 50 / 60 Hz
Outside dimensions (mm)	W 2000 x D 700 x H 850
Material	Inox
Number of boxes	3
Number of shelves	1 per box / 10 racking positions
Cooling range	+2 do +8°C / automatic defrosting
Cooling type	Dynamic



Cold table 4V 700 S

Product code	401 185
Power	1026 W
Power supply	230 V - 50 / 60 Hz
Outside dimensions (mm)	W 2500 x D 700 x H 850
Material	Inox
Number of boxes	4
Number of shelves	1 per box / 10 racking positions
Cooling range	+2 do +8°C / automatic defrosting
Cooling type	Dynamic



Cold pizza table 2V 700 Salad bar

Product code	400 388
Power	566 W + salad bar power
Power supply	230 V - 50 / 60 Hz
Outside dimensions (mm)	W 1500 x D 700 x H 850 / 1400
Material	Inox
Number of boxes	2
Number of shelves	1 per box / 10 racking positions
Cooling range	+2 do +8°C / automatic defrosting
Cooling type	Dynamic



Cold pizza table 3V 700 Salad bar

Product code	400 084
Power	566 W + salad bar power
Power supply	230 V - 50 / 60 Hz
Outside dimensions (mm)	W 2000 x D 700 x H 850 / 1400
Material	Inox
Number of boxes	3
Number of shelves	1 per box / 10 racking positions
Cooling range	+2 do +8°C / automatic defrosting
Cooling type	Dynamic



Cold pizza table 2V 800 Salad bar

Product code	400 653
Power	566 W + salad bar power
Power supply	230 V - 50 / 60 Hz
Outside dimensions (mm)	W 1500 x D 800 x H 850 / 1400
Material	Inox
Number of boxes	2
Number of shelves	1 per box / 10 racking positions
Cooling range	+2 do +8°C / automatic defrosting
Cooling type	Dynamic



Cold pizza table 3V 800 Salad bar

Product code	400 724
Power	566 W + salad bar power
Power supply	230 V - 50 / 60 Hz
Outside dimensions (mm)	W 2000 x D 800 x H 850 / 1400
Material	Inox
Number of boxes	3
Number of shelves	1 per box / 10 racking positions
Cooling range	+2 do +8°C / automatic defrosting
Cooling type	Dynamic



Cold pizza table 3V 800 FS salad bar

Product code 401 251
Outside dimensions (mm) W 2120 x D 800 x H 1375 / 1585

Cold Pizza Table

Power 685 W
Power supply 230 V - 50 / 60 Hz
Material Inox
Number of boxes 3
Number of shelves 1 per box / 12 racking positions
Cooling range +2 do +8°C / automatic defrosting
Cooling type Dynamic



Salad bar GN 1/3-9

Power 450 W
Power supply 230 V - 50 / 60 Hz
Material Inox
Number of GN bowls Max. 9 GN bowls 1/3 per 150 mm (not included in price)
Cooling range +2 do +8°C / automatic defrosting
Cooling type Static

Cold pizza table 4V 800 FS salad bar

Product code 401 281
Outside dimensions (mm) W 2690 x D 800 x H 1375 / 1585

Cold Pizza Table

Power 729 W
Power supply 230 V - 50 / 60 Hz
Material Inox
Number of boxes 4
Number of shelves 1 per box / 12 racking positions
Cooling range +2 do +8°C / automatic defrosting
Cooling type Dynamic



Salad bar GN 1/3-12

Power 450 W
Power supply 230 V - 50 / 60 Hz
Material Inox
Number of GN bowls Max. 12 GN bowls 1/3 per 150 mm (not included in price)
Cooling range +2 do +8°C / automatic defrosting
Cooling type Static

Pizza table 2V 700 Integrated salad bar

Product code	401 245
Power	566 W
Power supply	230 V - 50 / 60 Hz
Outside dimensions (mm)	W 1500 x D 700 x H 850 / 1050
Material	Inox
Number of boxes	2
Number of shelves	1 per box / 10 racking positions
Cooling range	+2 do +8°C / automatic defrosting
Cooling type	Dynamic



Pizza table 3V 700 Integrated salad bar

Product code	401 246
Power	566 W
Power supply	230 V - 50 / 60 Hz
Outside dimensions (mm)	W 2000 x D 700 x H 850 / 1050
Material	Inox
Number of boxes	3
Number of shelves	1 per box / 10 racking positions
Cooling range	+2 do +8°C / automatic defrosting
Cooling type	Dynamic



Pizza table 2V 800 Integrated salad bar

Product code	401 249
Power	566 W
Power supply	230 V - 50 / 60 Hz
Outside dimensions (mm)	W 1500 x D 800 x H 850 / 1050
Material	Inox
Number of boxes	2
Number of shelves	1 per box / 10 racking positions
Cooling range	+2 do +8°C / automatic defrosting
Cooling type	Dynamic



Pizza table 3V 800 Integrated salad bar

Product code	401 250
Power	566 W
Power supply	230 V - 50 / 60 Hz
Outside dimensions (mm)	W 2000 x D 800 x H 850 / 1050
Material	Inox
Number of boxes	3
Number of shelves	1 per box / 10 racking positions
Cooling range	+2 do +8°C / automatic defrosting
Cooling type	Dynamic



Salad bar GN 1/3-6

Product code	401 311
Power	450 W
Power supply	230 V - 50 / 60 Hz
Outside dimensions (mm)	W 1500 x D 385 x H 275 / 485
Material	Inox
Number of GN bowls	Max. 6 GN bowls 1/3 per 150 mm (not included in price)
Cooling range	+2 do +8°C / automatic defrosting
Cooling type	Static



*Glass not included in price

Salad bar GN 1/3-9

Product code	401 285
Power	450 W
Power supply	230 V - 50 / 60 Hz
Outside dimensions (mm)	W 2120 x D 385 x H 275 / 485
Material	Inox
Number of GN bowls	Max. 9 GN bowls 1/3 per 150 mm (not included in price)
Cooling range	+2 do +8°C / automatic defrosting
Cooling type	Static



*Glass not included in price

Salad bar GN 1/3-12

Product code	401 286
Power	450 W
Power supply	230 V - 50 / 60 Hz
Outside dimensions (mm)	W 2690 x D 385 x H 275 / 485
Material	Inox
Number of GN bowls	Max. 12 GN bowls 1/3 per 150 mm (not included in price)
Cooling range	+2 do +8°C / automatic defrosting
Cooling type	Static



*Glass not included in price

Fridge SP 700

Product code	401 305
Power	900 W
Power supply	230 V - 50 / 60 Hz
Outside dimensions (mm)	W 700 x D 850 x H 2050
Material	Inox
Number of boxes	1
Number of shelves	3 per door
Cooling range	+2 do +8°C / automatic defrosting
Cooling type	Dynamic



Fridge DP 1400

Product code	401 306
Power	950 W
Power supply	230 V - 50 / 60 Hz
Outside dimensions (mm)	W 1400 x D 850 x H 2050
Material	Inox
Number of boxes	2
Number of shelves	3 per door
Cooling range	+2 do +8°C / automatic defrosting
Cooling type	Dynamic



Freezer SZ 700

Product code	401 307
Power	1000 W
Power supply	230 V - 50 / 60 Hz
Outside dimensions (mm)	W 700 x D 850 x H 2050
Material	Inox
Number of boxes	1
Number of shelves	3 per door
Cooling range	-18 do -22°C / automatic defrosting
Cooling type	Dynamic



Freezer DZ 1400

Product code	401 308
Power	1100 W
Power supply	230 V - 50 / 60 Hz
Outside dimensions (mm)	W 1400 x D 850 x H 2050
Material	Inox
Number of boxes	2
Number of shelves	3 per door
Cooling range	-18 do -22°C / automatic defrosting
Cooling type	Dynamic





Fast food LINE

THERMAL DEVICES

**FREEDOM
IN THE
KITCHEN**

Fryer 1E 5 C

Product code	401 258
Power	2000 W
Power supply	230 V - 50 / 60 Hz
Outside dimensions (mm)	W 180 x D 440 x H 230 / 335
Basket dimensions (mm)	W 115 x D 240 x H 105 / chromed
Temperature	0 - 200°C
Tub capacity	5 lit.
Material	Inox
Gross weight	5,5 kg



Fryer 1E 8 C

Product code	401 259
Power	2400 W
Power supply	230 V - 50 / 60 Hz
Outside dimensions (mm)	W 270 x D 440 x H 230 / 335
Basket dimensions (mm)	W 210 x D 245 x H 105 / chromed
Temperature	0 - 200°C
Tub capacity	8 lit.
Material	Inox
Gross weight	6,5 kg



Fryer 1E 12 C

Product code	401 260
Power	3000 W
Power supply	230 V - 50 / 60 Hz
Outside dimensions (mm)	W 330 x D 470 x H 230 / 335
Basket dimensions (mm)	W 275 x D 245 x H 110 / chromed
Temperature	0 - 200°C
Tub capacity	12 lit.
Material	Inox
Gross weight	7 kg



Fryer 2E 5 C

Product code	401 261
Power	4000 W
Power supply	230 V - 50 / 60 Hz
Outside dimensions (mm)	W 355 x D 440 x H 230 / 335
Basket dimensions (mm)	W 115 x D 240 x H 105 / chromed
Temperature	0 - 200°C
Tub capacity	5 lit.
Material	Inox
Gross weight	10 kg



Fryer 2E 8 C

Product code	401 262
Power	4800 W
Power supply	230 V - 50 / 60 Hz
Outside dimensions (mm)	W 535 x D 440 x H 230 / 335
Basket dimensions (mm)	W 210 x D 245 x H 105 / chromed
Temperature	0 - 200°C
Tub capacity	8 lit.
Material	Inox
Gross weight	12 kg



Fryer 2E 12 C

Product code	401 263
Power	6000 W
Power supply	230 V - 50 / 60 Hz
Outside dimensions (mm)	W 655 x D 470 x H 230 / 335
Basket dimensions (mm)	W 275 x D 245 x H 110 / chromed
Temperature	0 - 200°C
Tub capacity	12 lit.
Material	Inox
Gross weight	14 kg



Pancake machine SE 400

Product code	400 318
Power	3000 W
Power supply	230 V - 50 / 60 Hz
Outside dimensions (mm)	W 450 x D 485 x H 200
Temperature	0 - 300°C
Material	Inox
Gross weight	16 kg



Grill 3050 E

Product code	401 291
Power	2500 W
Power supply	230 V - 50 / 60 Hz
Outside dimensions (mm)	W 285 x D 500 x H 180
Temperature	50 - 300°C
Heating surface (mm)	W 275 x D 444
Material	Inox, PCL
Add-on	Oil drain in the tub



Grill 6050 E

Product code	401 365
Power	5000 W
Power supply	400 V - 50 / 60 Hz
Outside dimensions (mm)	W 570 x D 500 x H 180
Temperature	50 - 300°C
Heating surface (mm)	W 560 x D 444
Material	Inox, PCL
Add-on	Oil drain in the tub



Pizza oven 1E 64

Product code	400 380
Power	4900 W
Power supply	400 V - 50 / 60 Hz
Outside dimensions (mm)	W 900 x D 780 x H 410
Inside dimensions (mm)	W 640 x D 640 x H 140
Temperature	0 - 400°C
Upgrade	No
Material	Inox, PCL, Č0147
Gross weight	92 kg



Pizza oven 1E 72

Product code	400 120
Power	5200 W
Power supply	400 V - 50 / 60 Hz
Outside dimensions (mm)	W 1000 x D 900 x H 410
Inside dimensions (mm)	W 720 x D 720 x H 140
Temperature	0 - 400°C
Upgrade	No
Material	Inox, PCL, Č0147
Gross weight	111 kg



Pizza oven 2E 64

Product code	400 037
Power	9800 W
Power supply	400 V - 50 / 60 Hz
Outside dimensions (mm)	W 900 x D 780 x H 750
Inside dimensions (mm)	2 x W 640 x D 640 x H 140
Temperature	0 - 400°C
Upgrade	No
Material	Inox, PCL, Č0147
Gross weight	138 kg



Pizza oven 2E 72

Product code	400 379
Power	10400 W
Power supply	400 V - 50 / 60 Hz
Outside dimensions (mm)	W 1000 x D 900 x H 750
Inside dimensions (mm)	2 x W 720 x D 720 x H 140
Temperature	0 - 400°C
Upgrade	Nema
Material	Inox, PCL, Č0147
Gross weight	190 kg



Pizza oven 1E 108

Product code	401 175
Power	9000 W
Power supply	400 V - 50 / 60 Hz
Outside dimensions (mm)	W 1360 x D 900 x H 410
Inside dimensions (mm)	W 1086 x D 720 x H 140
Temperature	0 - 500°C
Upgrade	No
Material	Inox, PCL, Č0147
Gross weight	157 kg



Pizza oven 1G 62

Product code	401 209
Power	13900 W
Power supply	Gas
Outside dimensions (mm)	W 1000 x D 840 x H 470
Inside dimensions (mm)	W 620 x D 620 x H 155
Upgrade	No
Material	Inox, PCL, Č0147
Gross weight	112 kg





Straight LINE
600

**COMPACT
THERMAL DEVICES**

**FREEDOM
IN THE
KITCHEN**

Grill 600B W400 E

Product code	401 344
Power	3900 W
Power supply	400 V - 50 / 60 Hz
Outside dimensions (mm)	W 400 x D 600 x H 295
Heating plate dimensions (mm)	W 395 x D 555 x H 15
Temperature	50 - 300°C
Material	Inox AISI 304, PCL
Gross weight	41 kg



Grill 600B W600 E

Product code	401 340
Power	7800 W
Power supply	400 V - 50 / 60 Hz
Outside dimensions (mm)	W 600 x D 600 x H 295
Heating plate dimensions (mm)	W 596 x D 555 x H 15
Temperature	50 - 300°C
Material	Inox AISI 304, PCL
Gross weight	61 kg



Grill 600B W1000 E

Product code	401 342
Power	11700 W
Power supply	400 V - 50 / 60 Hz
Outside dimensions (mm)	W 1000 x D 600 x H 295
Heating plate dimensions (mm)	W 996 x D 555 x H 15
Temperature	50 - 300°C
Material	Inox AISI 304, PCL
Gross weight	59 kg



Grill Lava 600A W400 G

Product code	400 945
Power	6000 - 6500 W
Power supply	Gas
Outside dimensions (mm)	W 400 x D 600 x H 300
Heating plate dimensions (mm)	W 385 x D 465
Temperature	Stable. Starting with piezo lighter
Material	Inox AISI 304, PCL
Gross weight	38 kg



Grill Lava 600A W800 G

Product code	400 955
Power	12000 - 13000 W
Power supply	Gas
Outside dimensions (mm)	W 800 x D 600 x H 300
Grill dimensions (mm)	2 x W 385 x D 465
Temperature	Stable. Starting with piezo lighter
Material	Inox AISI 304, PCL
Gross weight	62 kg



Fryer 600B W400 E

Product code	400 902
Power	6000 W
Power supply	400 V - 50 / 60 Hz
Outside dimensions (mm)	W 400 x D 600 x H 300
Basket dimensions (mm)	W 280 x D 190 x H 120 / chromed
Temperature	0 - 200°C
Tub capacity	18 lit.
Material	Inox AISI 304, PCL
Gross weight	24 kg



Fryer 600B W600 E

Product code	400 907
Power	12000 W
Power supply	400 V - 50 / 60 Hz
Outside dimensions (mm)	W 800 x D 600 x H 300
Basket dimensions (mm)	W 280 x D 190 x H 120 / chromed
Temperature	0 - 200°C
Tub capacity	2 X 18 lit.
Material	Inox AISI 304, PCL
Gross weight	44 kg



Fryer 600B W660 E

Product code	400 907
Power	12000 W
Power supply	400 V - 50 / 60 Hz
Outside dimensions (mm)	W 800 x D 600 x H 300
Basket dimensions (mm)	W 280 x D 190 x H 120 / chromed
Temperature	0 - 200°C
Tub capacity	2 X 18 lit.
Material	Inox AISI 304, PCL
Gross weight	44 kg



French fry warmer 600A W400 E

Product code	400 960
Power	2000 W
Power supply	230 V - 50 / 60 Hz
Outside dimensions (mm)	W 400 x D 600 x H 300
Plate dimensions (mm)	W 305 x D 330 x H 200
Temperature	30 - 90°C
Plate	GN 2/3 is an integral part of the device
Material	Inox AISI 304, PCL
Gross weight	24 kg



Pasta cooker 600B W400 E

Product code	401 375
Power	5000 W
Power supply	400 V - 50 / 60 Hz
Outside dimensions (mm)	W 400 x D 600 x H 300
Basket dimensions (mm)	4 x W 110 x D 135 x H 140 / chromed
Temperature	0 - 110°C
Container volume	17 lit.
Container dimensions (mm)	W 250 x D 350 x H 190
Material	Inox AISI 304, PCL
Gross weight	/ kg



Bain Marie 600B W400 E

Product code	400 937
Power	1000 W
Power supply	230 V - 50 / 60 Hz
Outside dimensions (mm)	W 400 x D 600 x H 300
Temperature	30 - 110°C
Material	Inox AISI 304, PCL
Gross weight	/ kg



Block table 600B W440

Product code	401 372
Outside dimensions (mm)	W 440 x D 600 x H 300
Material	Inox AISI 304, PCL
Gross weight	/ kg



Cooker 600B W400 E

Product code	401 383
Power	3000 W
Power supply	400 V - 50 / 60 Hz
Outside dimensions (mm)	W 400 x D 600 x H 300
Temperature	Stable
Heating plate dimensions (mm)	300 x 300, 3000 W
Working range	1-2-3
Material	Inox AISI 304, PCL
Gross weight	/ kg



Gas cooker 600B W400 G

Product code	401 380
Power	12000 - 13000 W
Power supply	Gas
Outside dimensions (mm)	W 400 x D 600 x H 300
Temperature	Stable
Burner	Ø 75 mm, 2 x / 6000 - 6500 W
Cast iron grate (mm)	2 x / 350 x 250
Material	Inox AISI 304, PCL
Gross weight	/ kg



Cooker 600B W700 E

Product code	401 385
Power	6000 W
Power supply	400 V - 50 / 60 Hz
Outside dimensions (mm)	W 800 x D 600 x H 300
Temperature	Stable
Heating plate dimensions (mm)	2 x 300 x 300, 2 x 3000 W
Working range	1-2-3
Material	Inox AISI 304, PCL
Gross weight	/ kg



Gas cooker 600B W700 G

Product code	401 381
Power	24000 - 26000 W
Power supply	Gas
Outside dimensions (mm)	W 700 x D 600 x H 300
Temperature	Stable
Burner	Ø 75 mm, 4 x / 6000 - 6500 W
Cast iron grate (mm)	4 x / 350 x 250
Material	Inox AISI 304, PCL
Gross weight	/ kg





Brigade TOP 700

THERMAL DEVICES WITH
FUNCTIONAL STAND
HEIGHT ADJUSTABLE

**FREEDOM
IN THE
KITCHEN**

Bain Marie 700A W800 E

Product code	401 089
Power	2000 W
Power supply	230 V - 50 / 60 Hz
Outside dimensions (mm)	W 800 x D 700 x H 850 / 900
Temperature	30 - 90°C
Stand	Integrated with the device A) open B) with drawers C) with doors
Material	Inox AISI 304, PCL
Gross weight	90 kg



Fryer 700A W400 E

Product code	401 050
Power	10500 W
Power supply	400 V - 50 / 60 Hz
Outside dimensions (mm)	W 400 x D 700 x H 850 / 900 W 275 x D 290 x H 125 / chromed
Temperature	50 - 180°C
Stand	Integrated with the device A) open B) with drawers C) with doors
Container volume	33 lit. / dimensions 300 x 530 x 210 mm
Material	Inox AISI 304, PCL
Gross weight	45 kg



Fryer 700A W800 E

Product code	401 087
Power	21000 W
Power supply	400 V - 50 / 60 Hz
Outside dimensions (mm)	W 800 x D 700 x H 850 / 900 W 120 x D 215 x H 120 / chromed
Temperature	50 - 180°C
Stand	Integrated with the device A) open B) with drawers C) with doors
Container volume	2 X 33 lit. / dimensions 2 x 300 x 530 x 210 mm
Material	Inox AISI 304, PCL
Gross weight	90 kg



Grill 700A W400 E

Product code	401 077
Power	4950 W
Power supply	400 V - 50 / 60 Hz
Outside dimensions (mm)	W 400 x D 700 x H 850 / 900
Temperature	50 - 300°C
Stand	Integrated with the device A) open B) with drawers C) with doors
Heating plate dimensions (mm)	1 x / 400 x 575 x 15 mm
Material	Inox AISI 304, PCL
Gross weight	45 kg



Grill 700A W800 E

Product code	401 065
Power	9900 W
Power supply	400 V - 50 / 60 Hz
Outside dimensions (mm)	W 800 x D 700 x H 850 / 900
Temperature	50 - 300°C
Stand	Integrated with the device A) open B) with drawers C) with doors
Heating plate dimensions (mm)	1 x / 800 x 575 x 15 mm
Material	Inox AISI 304, PCL
Gross weight	90 kg



Grill 700A W400 G

Product code	401 078
Power	6000 - 6500 W
Power supply	Gas
Outside dimensions (mm)	W 400 x D 700 x H 850 / 900
Temperature	Stable. Starting with a piezo igniter
Stand	Integrated with the device A) open B) with drawers C) with doors
Heating plate dimensions (mm)	1 x / 400 x 575 x 15 mm
Material	Inox AISI 304, PCL
Gross weight	45 kg



Grill 700A W800 G

Product code	401 064
Power	12000 - 13000 W
Power supply	Gas
Outside dimensions (mm)	W 800 x D 700 x H 850 / 900
Temperature	Stable. Starting with a piezo igniter
Stand	Integrated with the device A) open B) with drawers C) with doors
Heating plate dimensions (mm)	1 x / 800 x 575 x 15 mm
Material	Inox AISI 304, PCL
Gross weight	90 kg



Grill Lava 700A W400 G

Product code	401 053
Power	6000 - 6500 W
Power supply	Gas
Outside dimensions (mm)	W 400 x D 700 x H 850 / 900
Temperature	Stable
Stand	Integrated with the device A) open B) with drawers C) with doors
Grill dimensions (mm)	1 x / 380 x 490 - stainless steel
Material	Inox AISI 304, PCL
Gross weight	45 kg



Grill Lava 700A W800 G

Product code	401 051
Power	12000 - 13000 W
Power supply	Gas
Outside dimensions (mm)	W 800 x D 700 x H 850 / 900
Temperature	Stable
Stand	Integrated with the device A) open B) with drawers C) with doors
Grill dimensions (mm)	2 x / 380 x 490 - stainless steel
Material	Inox AISI 304, PCL
Gross weight	90 kg



Water grill 700B W800 E

Product code	401 484
Power	15600 W
Power supply	400 V - 50 / 60 Hz
Outside dimensions (mm)	W 800 x D 700 x H 850
Temperature	50 - 300°C
Stand	Integrated with the device A) open B) with drawers C) with doors
Grill dimensions (mm)	750 x 525 - made of pipes 20 x 10 x 1,2 mm
Material	Inox AISI 304, PCL
Gross weight	75 kg



Pasta cooker 700A W400 E

Product code	401 060
Power	7000 W
Power supply	400 V - 50 / 60 Hz
Outside dimensions (mm)	W 400 x D 700 x H 850 / 900
Basket dimensions (mm)	4 x W 290 x D 115 x H 200 / chromed
Temperature	0 - 110°C
Container volume	42 lit.
Stand	Integrated with the device A) open B) with drawers C) with doors
Material	Inox AISI 304, PCL
Gross weight	42 kg



Cooker 700A W400 E1

Product code	401 049
Power	5200 W
Power supply	400 V - 50 / 60 Hz
Outside dimensions (mm)	W 400 x D 700 x H 850 / 900
Temperature	Stable
Stand	Integrated with the device A) open B) with drawers C) with doors
Heating plate dimensions (mm)	Round, Ø 220 mm - 2 x 2600 W
Material	Inox AISI 304, PCL
Gross weight	45 kg



Cooker 700A W400 E2

Product code	401 048
Power	5200 W
Power supply	400 V - 50 / 60 Hz
Outside dimensions (mm)	W 400 x D 700 x H 850 / 900
Temperature	Stable
Stand	Integrated with the device A) open B) with drawers C) with doors
Heating plate dimensions (mm)	Square, 2 x 220 x 220 mm
Material	Inox AISI 304, PCL
Gross weight	45 kg



Cooker 700A W400 E3

Product code	401 047
Power	6000 W
Power supply	400 V - 50 / 60 Hz
Outside dimensions (mm)	W 400 x D 700 x H 850 / 900
Temperature	Stable
Stand	Integrated with the device A) open B) with drawers C) with doors
Heating plate dimensions (mm)	Square, 2 x 300 x 300 mm
Material	Inox AISI 304, PCL
Gross weight	45 kg



Gas cooker 700A W400 G

Product code	401 045
Power	12000 - 13000 W
Power supply	400 V - 50 / 60 Hz
Outside dimensions (mm)	W 400 x D 700 x H 850 / 900
Temperature	Stable
Stand	Integrated with the device A) open B) with drawers C) with doors
Burner	Ø 75 mm, 2 x 6000 - 6500 W
Material	Inox AISI 304, PCL
Gross weight	45 kg



Cooker 700A W800 E1

Product code	401 067
Power	10400 W
Power supply	400 V - 50 / 60 Hz
Outside dimensions (mm)	W 800 x D 700 x H 850 / 900
Temperature	Stable
Stand	Integrated with the device A) open B) with drawers C) with doors
Heating plate dimensions (mm)	Round, Ø 220 mm - 4 x 2600 W
Material	Inox AISI 304, PCL
Gross weight	90 kg



Cooker 700A W800 E2

Product code	401 083
Power	10400 W
Power supply	400 V - 50 / 60 Hz
Outside dimensions (mm)	W 800 x D 700 x H 850 / 900
Temperature	Stable
Stand	Integrated with the device A) open B) with drawers C) with doors
Heating plate dimensions (mm)	Square, 4 x 220 x 220 mm
Material	Inox AISI 304, PCL
Gross weight	90 kg



Cooker 700A W800 E3

Product code	401 084
Power	12000 W
Power supply	400 V - 50 / 60 Hz
Outside dimensions (mm)	W 800 x D 700 x H 850 / 900
Temperature	Stable
Stand	Integrated with the device A) open B) with drawers C) with doors
Heating plate dimensions (mm)	Square, 4 x 300 x 300 mm
Material	Inox AISI 304, PCL
Gross weight	90 kg



Cooker 700A W800 E3 R

Product code	401 086
Power	12000 W + Oven 5600 W
Power supply	400 V - 50 / 60 Hz
Outside dimensions (mm)	W 800 x D 700 x H 850 / 900
Temperature	Stable
Stand	Integrated with the device A) open B) with drawers C) with doors
Heating plate dimensions (mm)	Square, 4 x 300 x 300 mm
Oven	Top heater - 2300 W, bottom heater - 3300 W
Material/Gross weight	Inox AISI 304, PCL / 90 kg



Gas cooker 700A W800 G

Product code	401 068
Power	24000 - 26000 W
Power supply	Gas
Outside dimensions (mm)	W 800 x D 700 x H 850 / 900
Temperature	Stabilna
Stand	Integrated with the device A) open B) with drawers C) with doors
Burner	Ø 75 mm - 4 x 6000 - 6500 W
Material	Inox AISI 304, PCL
Gross weight	90 kg



Gas cooker 700A W800 G R

Product code	401 085
Power	24000 - 26000 W + Oven 5600 W
Power supply	Gas + Electrical oven
Outside dimensions (mm)	W 800 x D 700 x H 850 / 900
Temperature	Stable
Burner	Ø 75 mm - 4 x 6000 - 6500 W
Oven	Top heater - 2300 W, bottom heater - 3300 W
Material	Inox AISI 304, PCL
Gross weight	90 kg



Block table 700A W400

Product code	401 041
Outside dimensions (mm)	W 400 x D 700 x H 850 / 900
Stand	Integrated with the device A) open B) with drawers C) with doors The possibility of installing a drawer in the upper part device instead of a mask
Material	Inox AISI 304, PCL
Gross weight	/ kg



Block table 700A W800

Product code	401 061
Outside dimensions (mm)	W 800 x D 700 x H 850 / 900
Stand	Integrated with the device A) open B) with drawers C) with doors The possibility of installing a drawer in the upper part device instead of a mask
Material	Inox AISI 304, PCL
Gross weight	/ kg



Block table 700A W400 F

Product code	401 244
Outside dimensions (mm)	W 400 x D 700 x H 850 / 900
Stand	Integrated with the device A) with drawers The possibility of installing a drawer in the upper part device instead of a mask
Material	Inox AISI 304, PCL
Gross weight	/ kg



Stand door Line 700

Product code	401 076
Outside dimensions (mm)	W 392 x D 35 x H 473
Material	Inox AISI 304
Gross weight	/ kg





Neutral LINE

NEUTRAL EQUIPMENT

**FREEDOM
IN THE
KITCHEN**

Working table OPEN



Product code	400 047
Dimensions (mm)	W 500 x D 700 x H 850
Lift	From back 60 mm
Upgrade	Middle shelf
Shelf dimensions (mm)	470 x 555
Shelves height from floor	100 mm
Material	Inox AISI 304 ili AISI 430

Product code	400 789
Dimensions (mm)	W 600 x D 700 x H 850
Lift	From back 60 mm
Upgrade	Middle shelf
Shelf dimensions (mm)	570 x 555
Shelves height from floor	100 mm
Material	Inox AISI 304 ili AISI 430

Product code	400 487
Dimensions (mm)	W 800 x D 700 x H 850
Lift	From back 60 mm
Upgrade	Middle shelf
Shelf dimensions (mm)	770 x 555
Shelves height from floor	100 mm
Material	Inox AISI 304 ili AISI 430

Product code	400 678
Dimensions (mm)	W 1000 x D 600 x H 850
Lift	From back 60 mm
Upgrade	Middle shelf
Shelf dimensions (mm)	970 x 455
Shelves height from floor	100 mm
Material	Inox AISI 304 ili AISI 430

Product code	400 050
Dimensions (mm)	W 1000 x D 700 x H 850
Lift	From back 60 mm
Upgrade	Middle shelf
Shelf dimensions (mm)	970 x 555
Shelves height from floor	100 mm
Material	Inox AISI 304 ili AISI 430

Product code	400 225
Dimensions (mm)	W 1200 x D 600 x H 850
Lift	From back 60 mm
Upgrade	Middle shelf
Shelf dimensions (mm)	1170 x 455
Shelves height from floor	100 mm
Material	Inox AISI 304 ili AISI 430

Product code	400 162
Dimensions (mm)	W 1200 x D 700 x H 850
Lift	From back 60 mm
Upgrade	Middle shelf
Shelf dimensions (mm)	1170 x 555
Shelves height from floor	100 mm
Material	Inox AISI 304 ili AISI 430

Product code	400 334
Dimensions (mm)	W 1500 x D 700 x H 850
Lift	From back 60 mm
Upgrade	Middle shelf
Shelf dimensions (mm)	1470 x 555
Shelves height from floor	100 mm
Material	Inox AISI 304 ili AISI 430

Product code	400 371
Dimensions (mm)	W 2000 x D 700 x H 850
Lift	From back 60 mm
Upgrade	Middle shelf
Shelf dimensions (mm)	1970 x 555
Shelves height from floor	100 mm
Material	Inox AISI 304 ili AISI 430

Working table CLOSED

Product code	400 484
Dimensions (mm)	W 500 x D 700 x H 850
Lift	From back 60 mm
Sliding doors	With sliding rail,without channels on the lower shelf
Upgrade	Middle shelf
Shelf dimensions (mm)	468 x 634
Shelves height from floor	100 mm
Material	Inox AISI 304 ili AISI 430



Product code	400 042
Dimensions (mm)	W 600 x D 700 x H 850
Lift	From back 60 mm
Sliding doors	With sliding rail,without channels on the lower shelf
Upgrade	Middle shelf
Shelf dimensions (mm)	568 x 634
Shelves height from floor	100 mm
Material	Inox AISI 304 ili AISI 430

Product code	400 411
Dimensions (mm)	W 800 x D 700 x H 850
Lift	From back 60 mm
Sliding doors	With sliding rail,without channels on the lower shelf
Upgrade	Middle shelf
Shelf dimensions (mm)	768 x 592
Shelves height from floor	100 mm
Material	Inox AISI 304 ili AISI 430

Product code	400 561
Dimensions (mm)	W 1000 x D 600 x H 850
Lift	From back 60 mm
Sliding doors	With sliding rail,without channels on the lower shelf
Upgrade	Middle shelf
Shelf dimensions (mm)	968 x 492
Shelves height from floor	100 mm
Material	Inox AISI 304 ili AISI 430

Product code	400 044
Dimensions (mm)	W 1000 x D 700 x H 850
Lift	From back 60 mm
Sliding doors	With sliding rail,without channels on the lower shelf
Upgrade	Middle shelf
Shelf dimensions (mm)	968 x 592
Shelves height from floor	100 mm
Material	Inox AISI 304 ili AISI 430

Product code	400 804
Dimensions (mm)	W 1200 x D 600 x H 850
Lift	From back 60 mm
Sliding doors	With sliding rail,without channels on the lower shelf
Upgrade	Middle shelf
Shelf dimensions (mm)	1168 x 492
Shelves height from floor	100 mm
Material	Inox AISI 304 ili AISI 430

Product code	400 224
Dimensions (mm)	W 1200 x D 700 x H 850
Lift	From back 60 mm
Sliding doors	With sliding rail,without channels on the lower shelf
Upgrade	Middle shelf
Shelf dimensions (mm)	1168 x 592
Shelves height from floor	100 mm
Material	Inox AISI 304 ili AISI 430

Product code	400 046
Dimensions (mm)	W 1500 x D 700 x H 850
Lift	From back 60 mm
Sliding doors	With sliding rail,without channels on the lower shelf
Upgrade	Middle shelf
Shelf dimensions (mm)	1468 x 592
Shelves height from floor	100 mm
Material	Inox AISI 304 ili AISI 430

Product code	400 372
Dimensions (mm)	W 2000 x D 700 x H 850
Lift	From back 60 mm
Sliding doors	With sliding rail,without channels on the lower shelf
Upgrade	Middle shelf
Shelf dimensions (mm)	1968 x 592
Shelves height from floor	100 mm
Material	Inox AISI 304 ili AISI 430

Working table DRAWER

Product code	400 407
Dimensions (mm)	W 500 x D 700 x H 850
Lift	From back 60 mm
Upgrade	3 drawers with sliders
Drawer dimensions - internal	363 x 443 x 120 mm
Shelves height from floor	100 mm
Material	Inox AISI 304 ili AISI 430



Plate cupboard

Product code	400 462
Dimensions (mm)	On demand / according to technology
Sliding doors	Divided by height
Add on	The closet is divided into two (2) separate one sunits, each with one (1) shelf in the middle
DimenShelf dimensions	On demand
Shelves height from floor	100 mm
Material	Inox AISI 304 ili AISI 430



Wardrobe DOUBLE

Product code	401 313
Dimensions (mm)	W 800 x D 500 x H 1800 / 2000
Add on	The closet is divided into two (2) separate ones units, each with one (1) shelf
Na zahtev	Roof upgrade - flat / pitched roof
Shelves height from floor	100 mm
Material	Sheet metal Č0147



One-piece sink OPEN



Product code	400 320
Dimensions (mm)	W 1000 x D 600 x H 850
Lift	From back 60 mm
Basin dimensions (mm)	400 x 400 x 250
Shelves height from floor	100 mm
Material	Inox AISI 304 or AISI 430

One-piece sink CLOSED



Product code	400 562
Dimensions (mm)	W 1000 x D 600 x H 850
Lift	From back 60 mm
Basin dimensions (mm)	400 x 400 x 250
Shelves height from floor	100 mm
Material	Inox AISI 304 or AISI 430

Product code	400 593
Dimensions (mm)	W 1200 x D 600 x H 850
Lift	From back 60 mm
Basin dimensions (mm)	400 x 400 x 250
Shelves height from floor	100 mm
Material	Inox AISI 304 or AISI 430

Product code	400 778
Dimensions (mm)	W 1200 x D 600 x H 850
Lift	From back 60 mm
Basin dimensions (mm)	400 x 400 x 250
Shelves height from floor	100 mm
Material	Inox AISI 304 or AISI 430

Product code	400 643
Dimensions (mm)	W 1000 x D 700 x H 850
Lift	From back 60 mm
Basin dimensions (mm)	500 x 500 x 250
Shelves height from floor	100 mm
Material	Inox AISI 304 or AISI 430

Product code	400 711
Dimensions (mm)	W 1000 x D 700 x H 850
Lift	From back 60 mm
Basin dimensions (mm)	500 x 500 x 250
Shelves height from floor	100 mm
Material	Inox AISI 304 or AISI 430

Product code	400 017
Dimensions (mm)	W 1200 x D 700 x H 850
Lift	From back 60 mm
Basin dimensions (mm)	500 x 500 x 250
Shelves height from floor	100 mm
Material	Inox AISI 304 or AISI 430

Product code	400 147
Dimensions (mm)	W 1200 x D 700 x H 850
Lift	From back 60 mm
Basin dimensions (mm)	500 x 500 x 250
Shelves height from floor	100 mm
Material	Inox AISI 304 or AISI 430

Two-piece sink OPEN



Product code	400 004
Dimensions (mm)	W 1200 x D 600 x H 850
Lift	From back 60 mm
Basin dimensions (mm)	400 x 400 x 250
Shelves height from floor	100 mm
Material	Inox AISI 304 or AISI 430

Two-piece sink CLOSED



Product code	400 698
Dimensions (mm)	W 1200 x D 600 x H 850
Lift	From back 60 mm
Basin dimensions (mm)	500 x 500 x 250
Shelves height from floor	100 mm
Material	Inox AISI 304 or AISI 430


Product code	400 129
Dimensions (mm)	W 1200 x D 700 x H 850
Lift	From back 60 mm
Basin dimensions (mm)	500 x 500 x 250
Shelves height from floor	100 mm
Material	Inox AISI 304 or AISI 430

Product code	400 376
Dimensions (mm)	W 1200 x D 700 x H 850
Lift	From back 60 mm
Basin dimensions (mm)	500 x 500 x 250
Shelves height from floor	100 mm
Material	Inox AISI 304 or AISI 430

Rack 4 floors ADJUSTABLE

Rack 4 floors ADJUSTABLE PLASTICIZATION

The construction is made of perforated L profile 40 x 40 mm, 2 mm thick, reinforced with omega profile under each floor



Product code	400 741
Dimensions (mm)	W 600 x D 500 x H 1900
Number of shelves	4 pcs - standard
Shelf dimensions (mm)	600 x 500 x 40
Shelves height from floor	On demand
Material	Inox AISI 304 or AISI 430



Product code	400 738
Dimensions (mm)	W 600 x D 500 x H 1900
Number of shelves	4 pcs - standard
Shelf dimensions (mm)	600 x 500 x 40
Shelves height from floor	On demand
Material	PCL + plasticization

Product code	400 905
Dimensions (mm)	W 800 x D 500 x H 1900
Number of shelves	4 pcs - standard
Shelf dimensions (mm)	800 x 500 x 40
Shelves height from floor	On demand
Material	Inox AISI 304 or AISI 430

Product code	400 805
Dimensions (mm)	W 800 x D 500 x H 1900
Number of shelves	4 pcs - standard
Shelf dimensions (mm)	800 x 500 x 40
Shelves height from floor	On demand
Material	PCL + plasticization

Product code	400 697
Dimensions (mm)	W 900 x D 500 x H 1900
Number of shelves	4 pcs - standard
Shelf dimensions (mm)	900 x 500 x 40
Shelves height from floor	On demand
Material	Inox AISI 304 or AISI 430

Product code	400 416
Dimensions (mm)	W 900 x D 500 x H 1900
Number of shelves	4 pcs - standard
Shelf dimensions (mm)	900 x 500 x 40
Shelves height from floor	On demand
Material	PCL + plasticization

Product code	400 415
Dimensions (mm)	W 1200 x D 500 x H 1900
Number of shelves	4 pcs - standard
Shelf dimensions (mm)	1200 x 500 x 40
Shelves height from floor	On demand
Material	Inox AISI 304 or AISI 430

Product code	400 739
Dimensions (mm)	W 1200 x D 500 x H 1900
Number of shelves	4 pcs - standard
Shelf dimensions (mm)	1200 x 500 x 40
Shelves height from floor	On demand
Material	PCL + plasticization

Shelf cantilever single-level dedicated

Product code	400 414
Dimensions (mm)	W (on demand) x D 300 x H 350
Lift	From the back of the shelf 60 mm
The length of the wall bracket	Perforated wall bracket 350 mm long
Material	Inox AISI 304 or AISI 430



Shelf cantilever two-level dedicated

Product code	400 545
Dimensions (mm)	W (on demand) x D 300 x H 700
Lift	From the back of the shelf 60 mm
The length of the wall bracket	Perforated wall bracket 700 mm long
Material	Inox AISI 304 or AISI 430



Shelf cantilever three-level dedicated

Product code	400 791
Dimensions (mm)	W (on demand) x D 300 x H 700
Lift	From the back of the shelf 60 mm
The length of the wall bracket	Perforated wall bracket 700 mm long
Material	Inox AISI 304 or AISI 430



Shelf 2 levels above the work surface

Product code	400 356
Shelf dimensions (mm)	On demand / according to technology
Add on	The shelf is made of boxes profile 40 x 20 mm
Shelves height from floor	min. 300 mm from the work surface / on demand
Material	Inox AISI 304 or AISI 430



Hanging element OPEN



Product code	401 252
Dimensions (mm)	W 1000 x D 300 x H 600
Lift	Body retracted by 15 mm from the front
Sliding doors	With sliding rail, without channels on the lower shelf
Upgrade	Middle shelf
Shelf dimensions (mm)	997 x 219 x 25
Material	Inox AISI 304 or AISI 430

Product code	401 253
Dimensions (mm)	W 1000 x D 400 x H 600
Lift	Body retracted by 15 mm from the front
Sliding doors	With sliding rail, without channels on the lower shelf
Upgrade	Middle shelf
Shelf dimensions (mm)	997 x 319 x 25
Material	Inox AISI 304 or AISI 430

Product code	401 254
Dimensions (mm)	W 1200 x D 300 x H 600
Lift	Body retracted by 15 mm from the front
Sliding doors	With sliding rail, without channels on the lower shelf
Upgrade	Middle shelf
Shelf dimensions (mm)	1197 x 219 x 25
Material	Inox AISI 304 or AISI 430

Product code	401 255
Dimensions (mm)	W 1500 x D 300 x H 600
Lift	Body retracted by 15 mm from the front
Sliding doors	With sliding rail, without channels on the lower shelf
Upgrade	Middle shelf
Shelf dimensions (mm)	1497 x 219 x 25
Material	Inox AISI 304 or AISI 430

Product code	401 256
Dimensions (mm)	W 2000 x D 300 x H 600
Lift	Body retracted by 15 mm from the front
Sliding doors	With sliding rail, without channels on the lower shelf
Upgrade	Middle shelf
Shelf dimensions (mm)	1997 x 219 x 25
Material	Inox AISI 304 or AISI 430

Hanging element CLOSED

Product code	400 117
Dimensions (mm)	W 1000 x D 300 x H 600
Lift	Body retracted by 15 mm from the front
Sliding doors	With sliding rail, without channels on the lower shelf
Upgrade	Middle shelf
Shelf dimensions (mm)	997 x 219 x 25
Material	Inox AISI 304



Product code	400 857
Dimensions (mm)	W 1000 x D 400 x H 600
Lift	Body retracted by 15 mm from the front
Sliding doors	With sliding rail, without channels on the lower shelf
Upgrade	Middle shelf
Shelf dimensions (mm)	997 x 319 x 25
Material	Inox AISI 304

Product code	400 080
Dimensions (mm)	W 1200 x D 300 x H 600
Lift	Body retracted by 15 mm from the front
Sliding doors	With sliding rail, without channels on the lower shelf
Upgrade	Middle shelf
Shelf dimensions (mm)	1197 x 219 x 25
Material	Inox AISI 304

Product code	400 534
Dimensions (mm)	W 1500 x D 300 x H 600
Lift	Body retracted by 15 mm from the front
Sliding doors	With sliding rail, without channels on the lower shelf
Upgrade	Middle shelf
Shelf dimensions (mm)	1497 x 219 x 25
Material	Inox AISI 304

Product code	400 968
Dimensions (mm)	W 2000 x D 300 x H 600
Lift	Body retracted by 15 mm from the front
Sliding doors	With sliding rail, without channels on the lower shelf
Upgrade	Middle shelf
Shelf dimensions (mm)	1997 x 219 x 25
Material	Inox AISI 304



PROFESSIONAL
KITCHEN

**FREEDOM
IN THE
KITCHEN**



GASTRO OPREMA

Professional kitchen
appliances and equipment



www.gastrooprema.rs

18000 Niš, R. Srbija
Bulevar Sv. cara
Konstantina 80-86
office@gastrooprema.rs

T+381 18 204 000